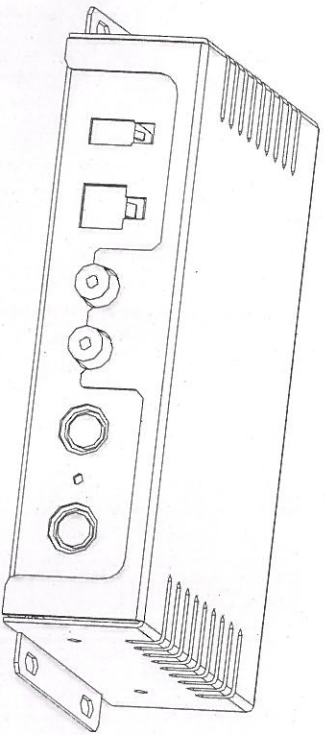


Professional Safety Video System For Vehicle

Owner's Manual



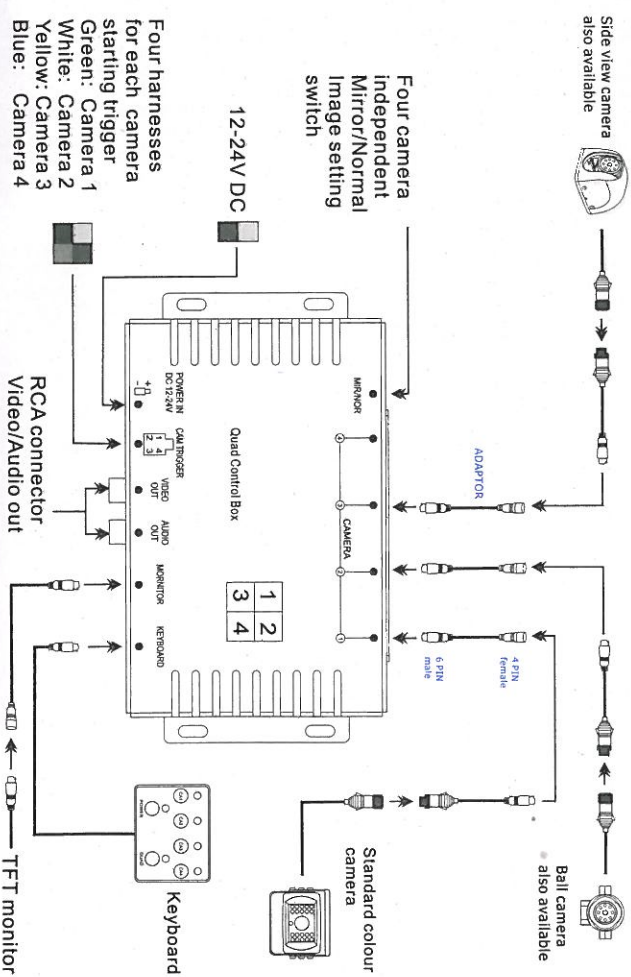
Four Cameras Input QUAD Control Box

- Four cameras input
- Individual automatic triggering for four cameras
- Extra Audio/Video out RCA terminals
- In triggering situation CA1>CA2>CA3>CA4, trigger priority reduces gradually
- High & low voltage protection and overload protection
- Mirror/Normal image setting switch available in individual camera
- Can scan how many cameras input and adjust the quad view picture automatically

FUNCTION

Both trigger wire and keyboard can select four cameras freely. Once triggered, buttons on keyboard are with function. Trigger is without function once monitor is in QUAD situation, but for other triggered camera's image will be displayed accordingly. Cancel trigger, it will go back go previous memory situation.

4 Cameras Input QUAD Control Box

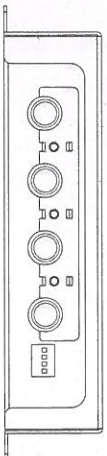


ATTENTION

LED light on keyboard will flash constantly, meanwhile, monitor and camera are without power base on two possibilities below:

- Input voltage is below 9V (increase input voltage to 12V to solve it).
- Short circuit happens (restart system to solve it).

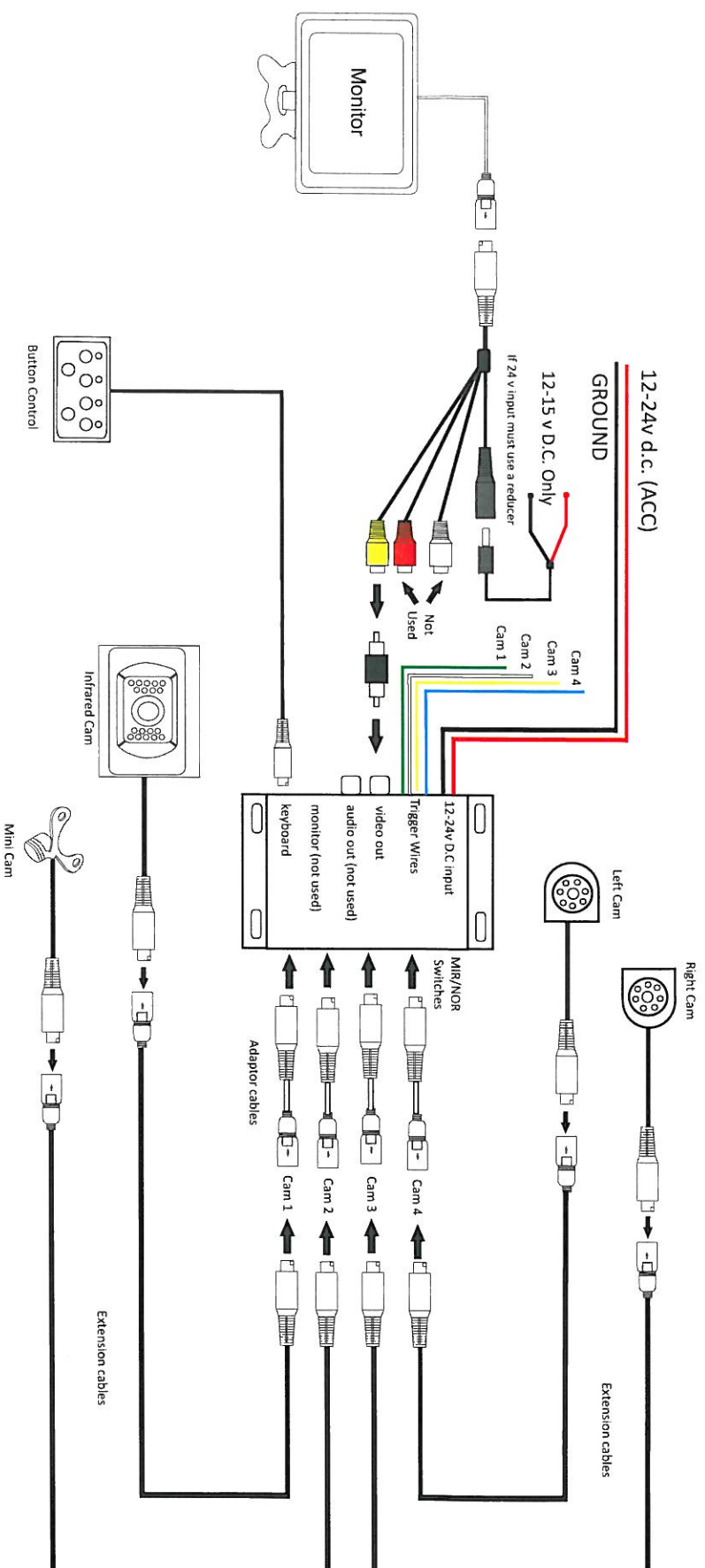
* Clips ensure better fitting of DIN plug.



SPECIFICATION

| | |
|--------------------|----------------------|
| Power Supply: | 12-24V DC |
| Power Consumption: | 9-18W |
| Dimension: | 155(L)X97(W)X34(D)mm |
| Weight Approx: | 528g |

Wiring Diagram for 4 way box and Polaris monitor system



Warning..... DO NOT connect any camera or trigger wires with the vehicle powered on

1. Connect the Red and Black wires to a 12-24 volt D.C source (ACC connection)
2. Connect the Green trigger wire to the vehicle reverse light (12-24v +)
3. For front camera operation connect the White wire to micro switch with 12-24V +
4. For Right side camera operation connect the Yellow wire to right side Indicator (12-24v +)
5. For Left side camera operation connect the Blue wire to left side indicator (12-24v +)



Polaris reverse parking and rear view systems are strictly a driver assistance device. They are not a substitute for driver responsibility when reversing a vehicle.