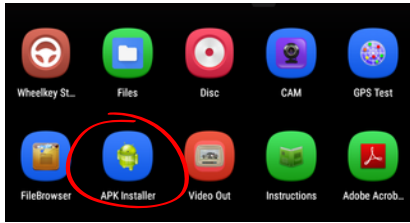


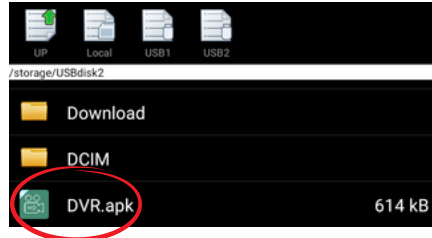
A53 Setup

How to download the DVR app

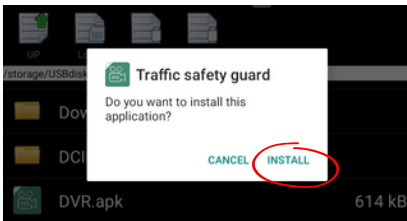
1. Select the APK installer app



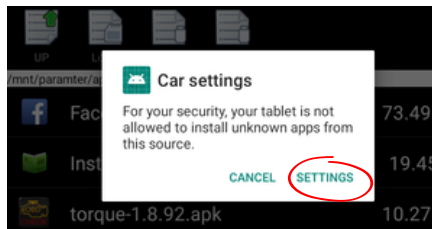
2. Select DVR in USB storage



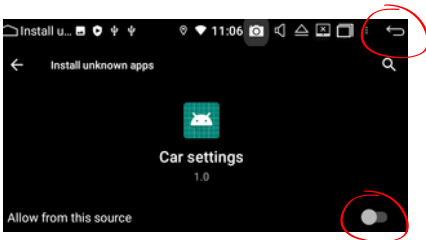
3. Install Traffic Safety Guard app



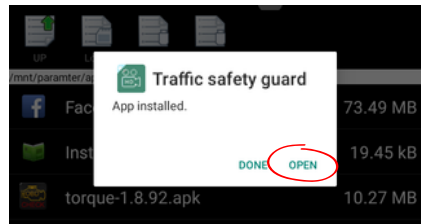
4. Settings



5. Allow and then select the return arrow to go back



6. Once installation is complete, select Done



A53 App Functions



Record sound on video



Start/Stop recording



Lock current footage



Take a photo




Menu - Media playback, video duration, SD format



Picture in picture mode



Exit



|
Date

||
Time

||
Speed