



Ford Sync IV AUX Trailer Camera Instructions

IMPORTANT: This kit suits Ford Ranger / Everest models with Sync IV who do not have the wiring underneath the glove box.

You will need to get a Ford Dealer to activate the AUX camera:

'Reprogramming of the APIM and the IPMA using the FDRS will be required to allow the IPMA to display the auxiliary rear view camera whilst the vehicle is moving. See your local Ford Dealer or National Sales agent for further information on the APIM reprogramming'

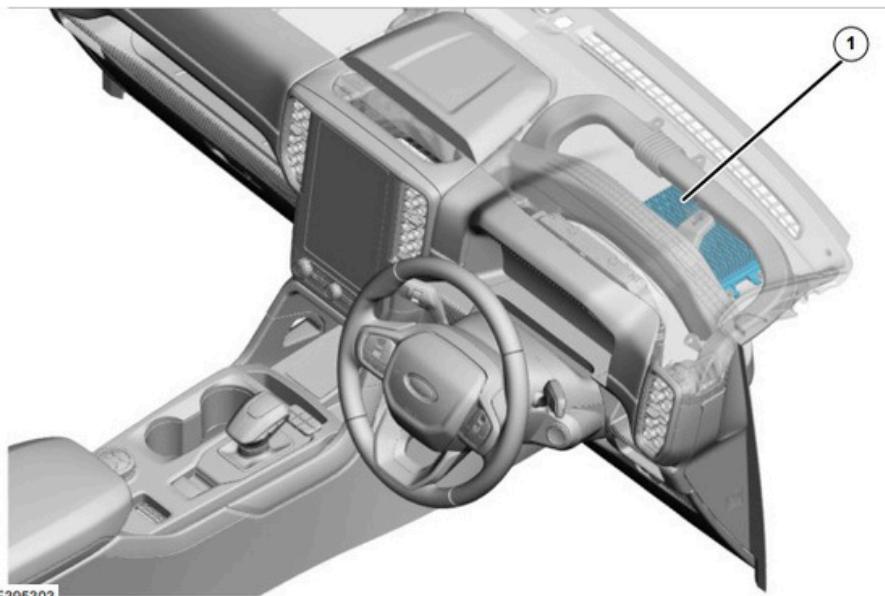
- Page 114 Ford Ranger Body Equipment Mounting Manual 2023

IMPORTANT: You may only be able to access your trailer camera when traveling under 10km/h. Some Ford dealerships may be able to enable a setting that allows viewing the trailer camera above 10km/h, though this option may not be available at all locations.

Reprogramming can also be done using a FORscan tool - Please note that modifications done using a FORscan tool **WILL** void your warranty with Ford.

Polaris take no responsibility for any changes made using a FORscan tool.

Location of the IPMA module where the plug is located:



Removing the Cluster Panel:



1. Use trim tool to remove the top half of panel above cluster screen



2. Remove the panel above steering wheel (This panel is attached to the panel you removed in step 1)



3. Remove right air conditioning vent panel

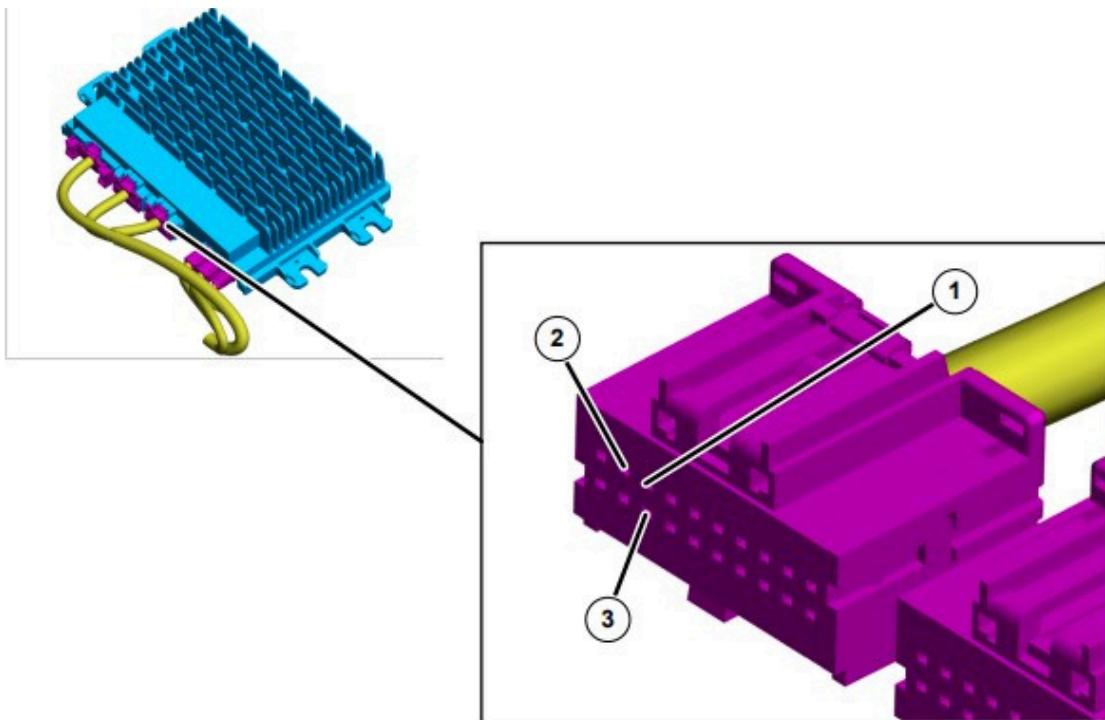



4. It is recommended to remove the panel circled to access one of the cluster screen screws



5. Remove the 4 screws to remove cluster screen. (Don't forget to unplug the back of the screen before pulling it completely out)

IPMA Module: AUX Camera Plug location:





Fuse box Location

Plug the Polaris cluster plug in:

1. Plug the Polaris plug into the correct plug as per the Ford owners body equipment manual (diagram from manual on previous page).
2. Tap into the fuse located in the fuse box which will be the **15 amp** ignition fuse (fuse box location above).
3. Run the rest of your wiring through the vehicle depending on which kit you have purchased.
4. Once Ford has activated the IPMA module to allow the AUX camera, you should now notice an extra camera icon on your screen that you can press to activate your trailer camera.

If you wish to access the Ford owners Body Equipment Manual, you can download [here](#)

or Google: Ford owners Body Equipment Manual Ford Ranger
AUX Camera: Page 114-116

If you require any further help, please contact us using the below support channels:

Phone: (02) 9638 1222

Text: 0483 930 453

Email: sales@polarisgps.com.au